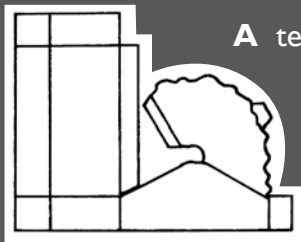
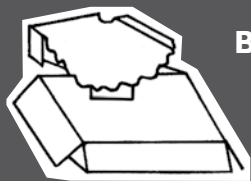


Create your own model of Rangitoto

1. Print this template.
2. Colour the template in before cutting out.
3. Cut along the edges – 'A' diagram.
4. Fold the template – 'B' diagram.
When folding the template, make sure the printed side is upwards.
5. Glue or tape the tabs – 'C' diagram.



A template



B folding pattern

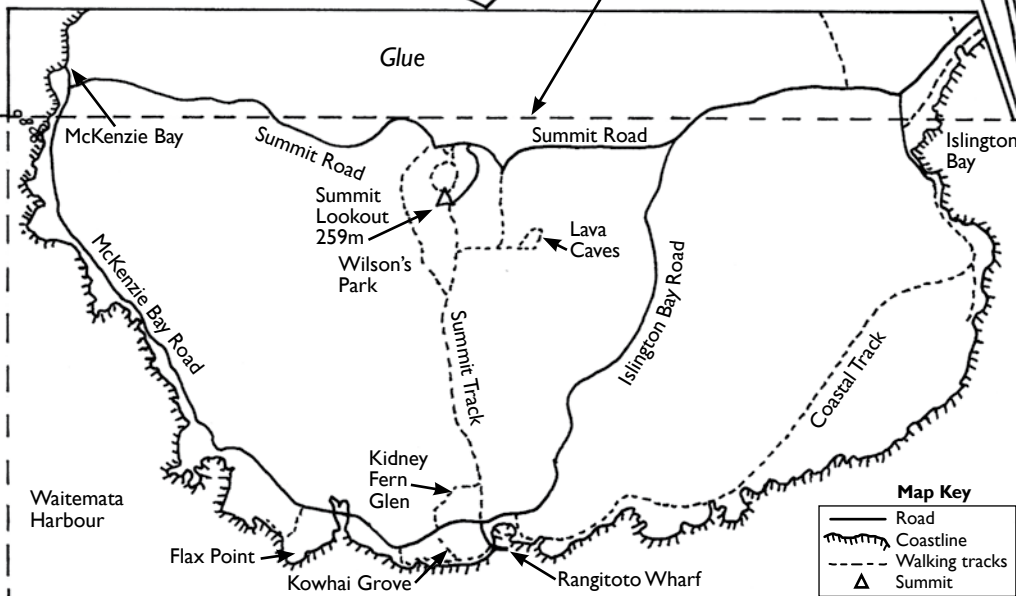
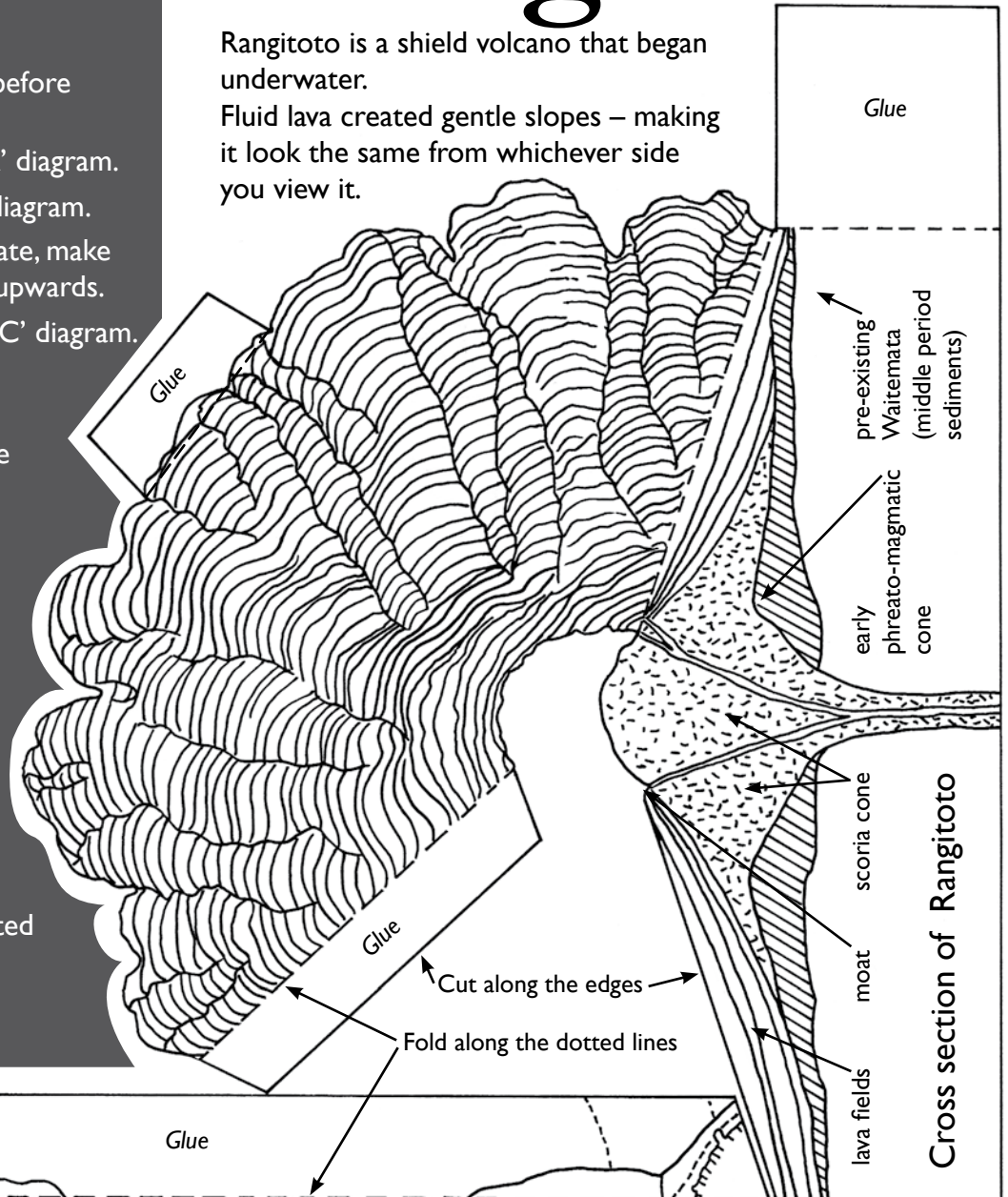


C completed shield volcano

Rangitoto

Rangitoto is a shield volcano that began underwater.

Fluid lava created gentle slopes – making it look the same from whichever side you view it.



Map Key

- Road
- Coastline
- - - Walking tracks
- ▲ Summit

Other books written by Maria Gill:

The Call of the Kōkako, illustrated by Heather Arnold
 New Zealand Hall of Fame, illustrated by Bruce Potter
 Eco-rangers Save the Planet, illustrated by Vivienne Lingard
 Save Our Seas, illustrated by Vivienne Lingard
 Rangitoto: The rock standing in the ocean, illustrated by Heather Arnold

Eruption!
 Discovering New Zealand Volcanoes
 Join reporter Volcanica explore the explosive world of New Zealand volcanoes. You'll discover how they were made ... and whether they'll go off any time soon! ISBN: 9781869663629

Rangitoto, a shield volcano

Eruption!

Discovering New Zealand Volcanoes

www.newhollandpublishers.co.nz www.mariagill.co.nz



Glue

Glue